



**GOLDEN RETIREMENT ("The FUND")  
Fund Performance Report  
for the month of Mar-21**



(PGC 20)

| FUND DETAILS   | INVESTMENT STYLE & APPROACH   | OBJECTIVE   |
|--|---|---|
| <p>Fund Currency: Ringgit Malaysia<br/>Inception Date: 12-Sep-12<br/>Fund Size: RM18.58million<br/>Unit NAV: RM1.17<br/>As of: 31-Mar-21<br/>Initial Charges: 5.0% of Single Premium<br/>Tenure: 15 years<br/>Subscription: Closed<br/>Fund Management Fee: Up to 1% per annum of Net Asset Value<br/>Surrender Charge: Accumulation period: 3% of NAV (1st to 5th year)<br/>Payout period: 1.50% of NAV (6th to 15th year)<br/>Maturity: 11-Sep-27<br/>Basis of Unit Valuation: Net Asset Value (NAV)<br/>Frequency of Unit Valuation: Daily<br/>Fund Manager: Etiqa Insurance Berhad</p> | <p>The fund adopts dynamic asset allocation strategy whereby at least 80% of the total fund collected will be invested in fixed income instruments (conservative assets) to provide for the guarantee while the balance of the total fund collected, after deductions of all initial charges will be invested in an Active Index Portfolio (AIP) provided by Deutsche Bank (DB) which is currently rated as AA1 by Rating Agency Malaysia (RAM).</p> <p>Active Index Portfolio (AIP) consists of a mixture of equities, commodities, global bonds and cash as their underlying instruments for potential return.</p> <p>The investment in the AIP will be reviewed monthly and if the market value has grown (higher than the previous highest level) at the time of review, the growth is locked-in. If the market has fallen, you will remain locked-in at the previous locked-in level.</p> <p>The fund's performance will be monitored closely and allocation may be adjusted according to market conditions to maximize the return while mitigating adverse market movement effects.</p> | <p>Golden Retirement aims to pay annual guaranteed minimum cash payment from the end of the 6th to 15th policy years. It also aims to provide potential return, if any.</p> |

**TOP HOLDINGS OF FIXED INCOME**

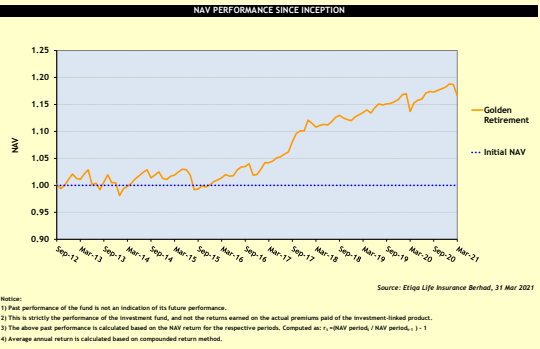
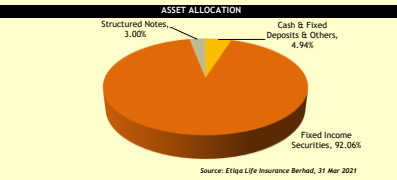
|   |                                  |
|---|----------------------------------|
| 1 | TANJUNG BIN ENERGY ISSUER BERHAD |
| 2 | CAGAMAS MBS BERHAD               |
| 3 | SARAWAK ENERGY BERHAD            |
| 4 | ANIH BERHAD                      |
| 5 | PLUS BERHAD                      |

Source: Etiqa Life Insurance Berhad, 31 Mar 2021

**FUND PERFORMANCE**

| %    | 1 mth  | YTD    | 5 Years | Annualized 5 Years Return |
|------|--------|--------|---------|---------------------------|
| FUND | -1.77% | -1.35% | 14.99%  | 2.83%                     |

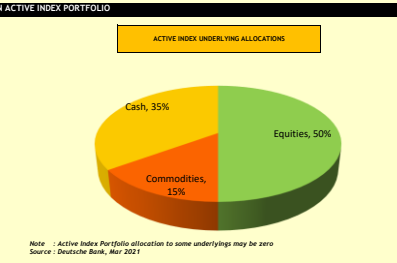
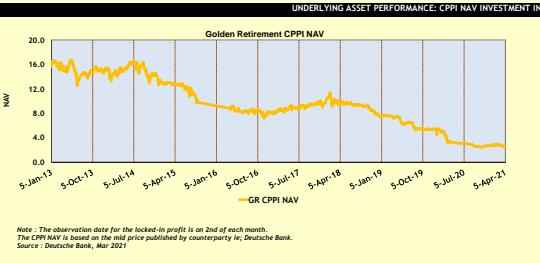
Source: Etiqa Life Insurance Berhad, 31 Mar 2021



**GUARANTEED CASH PAYMENT PAYABLE AT THE END OF 6th TO 15th POLICY YEAR**

| Guaranteed Minimum Annual Cash Payment | Guaranteed Minimum Annual Cash Payment as of Mar 2021 |
|--|---|
| 11.00%                                 | 11.138%   |

Note : i) Golden Retirement pays 11% of Single Premium per annum at the end of 6th to 15th policy year (payout period) which means at least 110% of capital will be paid back in 10 equal amounts during the payout period.  
ii) Any potential return locked-in during accumulation period will be added to Guaranteed Min Annual Cash Payment and will be paid equally in 10 installments at the end of every year during payout period.  
iii) The last locked-in profit was 0.138% at CPPI NAV level of 16.50 in January 2013.  
iv) Guaranteed Min Annual Cash Payment is net of tax.



Active Index Portfolio consists of a mixture of Equities, Commodities, Global Bonds and Cash Instruments.

**UNDERLYING ASSET PERFORMANCE : ACTIVE INDEX PORTFOLIO**

| ASSET CLASS | UNDERLYING NAME            | MONTHLY PERFORMANCE | MONTHLY ALLOCATIONS |
|-------------|----------------------------|---------------------|---------------------|
| Equities    | Global EM Equities         | -0.48%              | 30%                 |
|             | Invesco Asia Consumer Fund | -2.55%              | 5%                  |
|             | Euro Equities              | -                   | -                   |
|             | US Equities                | 6.20%               | 15%                 |
| Commodities | Global Commodities         | -6.83%              | 15%                 |
| Bonds       | Global Bond Fund           | -                   | -                   |
| US Cash     | US Cash                    | 0.01%               | 35%                 |

Note : Underlying performance from 5th Mar 2021 to 7th Apr 2021. Source : Deutsche Bank, Mar 2021

**Month on Month (MoM) Active Index Portfolio**

| Feb-21 | Mar-21 | Change (%)       |
|--------|--------|------------------|
| 122.94 | 122.43 | -0.41% decreased |

The performance review on underlying assets is based on cut off date of 5th calendar day of the month to align with the Active Index rebalancing date.

\* Active Index level stood at 122.43, decline by -0.41% with most underlying posted negative return namely Global EM Equities (-0.48%), Invesco Asia Consumer Fund (-2.55%), Global Commodities recorded (-6.83%). Only US Equities recorded positive return of 6.20% with Cash recorded 0.01% in March.  
\* Apr '21 allocation: US Equities (15%), Global EM Equities (30%), Global Commodities (15%), Asia Consumer (5%) and Cash (35%).

**COMMENTARY**

- In March 2021, the fund recorded -1.77%. For 5 years performance, the fund registered 14.99% return.

**RISK AND RISK MANAGEMENT**

Risk of Investing Investment-linked Funds  
No venture into investment can be said to be of no risk at all unless it is guaranteed. Since the value of a guarantee is only as good as its guarantor, the fixed term deposit is probably the safest on investment. However, a higher inflation rate than interest rate causes money to decrease in value and shrinks the purchasing power, subjecting to various risks and losses. Generally, the type of investment risk will vary depending on the nature of the investment.  
The investment risk of Investment-linked Plan can be divided into 3 broad categories :-

**A. Market Risk**  
Is the risk of financial losses arising from the reduction in the market value of assets due to exposure to interest rates and currency risks; this exposure may be influenced by factors which include regulatory changes, inflation movement, economic conditions, financial market conditions, political changes and others.

**B. Operational Risk**  
Is the risk of losses arising from inadequate or failed internal processes, people and systems or from external events. The risk includes legal risk.

**C. Credit Risk**  
Is the risk of losses resulting from asset defaults, related losses of income and the inability or unwillingness of a counterparty to fully meet its contractual financial obligations. Credit risk is the prospect of failure by a counterparty to perform an obligation to another institution. The risk is applicable for both fixed income and derivatives investment.

**DISCLAIMER**

This Fund Fact Sheet is for information purposes only and is not intended nor should it be construed as an offer, recommendation or solicitation to enter into or conclude any transaction. It is not in any way or manner intended to be or should it be treated as giving you any form of investment advice or investment advisory services. Investors should rely on their own evaluation to assess the merits and risks of the investment and should consult their professional advisers immediately, if considering any form of such investment. For the purpose of this Fund Fact Sheet, no independent verification has been obtained by Etiqa Insurance Berhad and for description of exceptional circumstances under which the issuance or redemptions of units may be suspended, please kindly refer to the brochure of the investment-linked plan.