

FUND COMMENTARY

In March 2021, the fund recorded -0.99% return vs. the benchmark of -0.06%.

FEATURES OF FUND

Investment Objective

The fund is designed to deliver performance from investment in equities of Asian companies (excluding Japan) that exceeds the MSCI AC Asia Pacific ex Japan Index over a 5-year period.

Investment Strategy

The fund will invest at least 95% in an approved Asia Pacific ex Japan equity fund and the remainder in cash and fixed deposits. The target fund is selected by the fund manager from the following panel of approved Asia Pacific ex Japan equity funds:

- i) Schroder International Selection Fund – Asian Opportunities Fund
- ii) JPM Asia Growth Fund

Every year on the observation date, the best underlying target fund will be chosen based on the average rolling 3 years fund performance over a 10-year period.

Only one target fund will be invested at any point of time.

Target Market

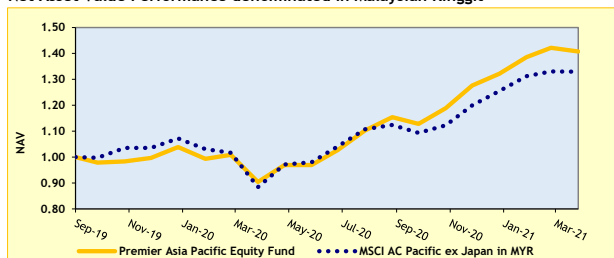
The fund is targeted at individuals who have an appetite for a higher risk investment strategy, from exposure to Asia Pacific equity volatility and movements in foreign exchange rates, with the possibility of higher returns over the longer term.

Benchmark

MSCI AC Asia Pacific ex Japan Index: Bloomberg.com

FUND PERFORMANCE

Net Asset Value Performance denominated in Malaysian Ringgit



Source: Etiqa Life Insurance Berhad

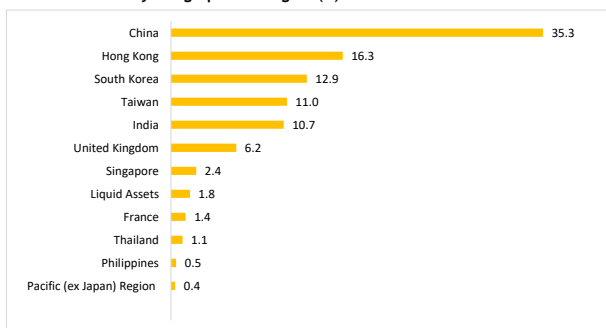
Historic Fund Performance denominated in Malaysian Ringgit (in %)

%	1 month	YTD	1 year	3 years	5 years	Since Inception	Annualised Since Inception
<b>Fund</b>	-0.99	6.54	55.73	n/a	n/a	40.77	24.11
<b>Benchmark</b>	-0.06	5.97	50.40	n/a	n/a	32.98	19.72
<b>Variance</b>	-0.93	0.57	5.33	n/a	n/a	7.79	4.39

Source: Etiqa Life Insurance Berhad

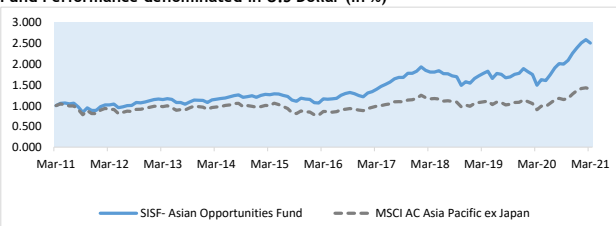
SELECTED TARGET FUNDS (Schroder International Selection Fund - Asian Opportunities Fund)

Assets Allocation by Geographical Region (%)



Source: SISF - Asian Opportunities Fund Fact Sheet as of 31 Mar 2021

Fund Performance denominated in U.S Dollar (in %)



Source: SISF - Asian Opportunities Fund Fact Sheet as of 31 Mar 2021

FUND DETAILS

<b>Inception Date</b>	5 September 2019
<b>Fund Currency</b>	Ringgit Malaysia
<b>Fund Manager</b>	Etiqa Life Insurance Berhad
<b>Fund Size</b>	RM47.35million
<b>Net Asset Value (NAV) per</b>	RM1.40
<b>Fund Management Fee</b>	1.50% p.a. of NAV
<b>Bloomberg Ticker</b>	ETQPAPE MK Equity
<b>Overall Risk Level</b>	5 (1=Low Risk to 5=High Risk)
<b>Basis of Unit Valuation</b>	The unit price is determined daily based on the value of our holdings in the target fund, net of expenses, divided by the total number of units in that fund.
<b>Frequency of Unit Valuation</b>	Daily
<b>Other Charges, if any</b>	The target fund manager's fees and expenses will be deducted prior to the value of our holdings in the target fund in addition to the fund management fee above.
<b>Shariah Compliant</b>	No

Highest and Lowest Net Asset Value per unit (in RM)

Year	High (RM)	Low (RM)
2021 (YTD)	1.47	1.31
2020	1.31	0.88
2019	1.05	0.97
2018	n/a	n/a
2017	n/a	n/a

FUND DETAILS

<b>Fund Name</b>	Schroder International Selection Fund - Asian Opportunities (SISF-Asian Opportunities Fund)
<b>Fund Manager</b>	Schroder Investment Management
<b>Fund Management Fee</b>	Up to 1.5% p.a
<b>Inception Date</b>	29 October 1993
<b>Fund Currency</b>	USD
<b>Fund Size</b>	USD 9,418.32 million
<b>NAV per unit</b>	USD 28.06
<b>Valuation</b>	Daily

TOP 5 HOLDINGS

- 1) TAIWAN SEMICONDUCTOR MANUFACTURING CO LTD
- 2) SAMSUNG ELECTRONICS CO LTD
- 3) TENCENT HOLDINGS LTD
- 4) ALIBABA GROUP HOLDING LTD
- 5) HDFC BANK LTD

Source: SISF - Asian Opportunities Fund Fact Sheet as of 31 Mar 2021

### Exceptional Circumstances

- In exceptional circumstances, we reserve the right to suspend the creation or cancellation of units. In such an event, a notice for suspension will be published on our website, and would be communicated to the policyholders upon any request for top-up, switching, or withdrawal to or from the fund.
- At any time, we reserve the right to close any fund, or to transfer the investments to a new fund, subject to prior approval by the regulator. In such an event, we will provide 90 days prior written notification.

### RISK DISCLOSURE

The policyholders should consider the following potential risks when investing in a fund. Investors should be aware that by investing in the Fund, there is no guarantee of any returns. There is also no guarantee that investors will enjoy any capital appreciation or will not experience any loss of capital invested in the Fund.

- 1 **Market Risk** - The risk of losses in the value of an investment fund, due to factors that affect the overall performance of financial markets. These factors could be the current situation or future outlook, and could be both local and foreign. These factors could include the economy, politics, government bond yields, credit spreads on corporate bonds, country credit rating, stock market levels, foreign exchange rates, and commodity prices. The investment manager to the fund assesses the management of market risk in selecting the target fund. The policyholder can reduce their exposure to market risk by choosing funds with a higher proportion of assets in cash.
- 2 **Credit and Default Risk** - The risk of losses in the value of a fund invested in money market, bonds or debt, due to factors that delay or restructure a scheduled payment from the counterparty. These factors could include bankruptcy of the counterparty. The investment manager to the fund assesses the management of credit and default risk in selecting the target fund. The policyholder can reduce their exposure to credit risk by choosing funds with lower exposure to banks or issuers with a higher credit risk.
- 3 **Liquidity Risk** - The risk of losses in the value of a fund, due to factors that constrain the quick sale of an asset of the fund. These factors could include a lack of buyers in the market, or the availability of liquidity to the buyers. The investment manager to the fund assesses the management of liquidity risk in selecting the target fund. The policyholder can reduce their exposure to liquidity risk by choosing funds with higher exposure to cash or assets with regular trades.
- 4 **Concentration Risk** - The risk of losses in the value of a fund, due to an excessive exposure to a single or similar assets, or markets. The investment manager to the fund assesses the management of concentration risk in selecting the target fund. The policyholder can reduce their exposure to concentration risk by choosing funds holding a wide range of assets, covering different asset classes, market sectors, and counterparties.
- 5 **Currency Risk** - The risk of losses in the value of a fund due to exposure to assets denominated in a currency other than the Malaysian Ringgit and movements in the foreign currency exchange rate to Malaysian Ringgit. The investment manager does not hedge or reduce currency risk, so Malaysian Ringgit denominated returns on the fund will reflect movements in the value of the foreign currency denominated risks, and the exchange rate to the Malaysian Ringgit. The participant can reduce their exposure to foreign currency risk by choosing a fund invested in Malaysian Ringgit denominated assets.
- 6 **Operational Risk** - The risk of losses in the value of a fund due to inadequate or failed processes, people and systems or external events. Some examples of operational incidents include:
  - misappropriation of investments, due to fraud, an illegal act, malicious intent, spite, terrorism;
  - disruption or failure of IT systems and infrastructure, which may be used for monitoring, execution, administration;
  - inaccurate calculations due to data quality or errors, methodology flaws, miscalculations; and
  - inaccurate or incomplete controls.The investment manager to the fund assesses the management of operational risk in selecting the target fund.

### IMPORTANT NOTES

- 1 This Fund Fact Sheet is for information purposes only and is not intended, nor should it be construed as an offer, recommendation or solicitation to enter into or conclude an insurance policy. It is not in any way or manner intended to be or should it be treated as giving you any form of advice. Prospective policyholders should perform their own evaluation of the suitability of the policy and the risks of the fund, relative to their needs, and should consider professional advice.
- 2 This Fund Fact Sheet should be read in conjunction with the Sales Illustration and Product Disclosure Sheet for the policy. Prospective policyholders should pay close attention to the benefits of the policy that depend on fund performance.
- 3 The risks disclosed above are not all risks which may be relevant to a specific prospective policyholder. The fund may be exposed to other risks from time to time.
- 4 The performance of the fund is tied to the performance of the assets held by the fund, and as described in this fund fact sheet.
- 5 Past performance is not an indication of future performance.
- 6 The fund performance is the return on assets of the fund, not the return on premiums paid, as premiums are subject to charges before investing in the fund, and the fund maybe subject to charges, which are specific to the insurance policy, and cashflow timing differences.
- 7 The performance is calculated based on the NAV per unit at the start and end of the measurement periods, computed as:  
$$\text{NAV return} = (\text{End Period NAV per Unit} / \text{Begin Period NAV per Unit}) - 1$$
- 8 Annualised performance is calculated based on the compounded return method.